



Tanisha Bangal
DESIGNS

The girl on a mission to build her empire & leave a legacy



To a Father,

*who let a 16th year old do whatever the hell she wants
and she finally discovered Aesthetica!*

- A Book By Time



An Ode to Her Supporters

There have been so many of you who have supported her throughout her career. And there have been those who have not. But this is not for you. This is just for the ones who are curious and supportive about her and her career journey. The ones who want to see her succeed and have her best interests at heart. I am hoping with this book you get to know her work a little better and a little bit more than what you already know or assume. While you'll definitely learn about how she became her during the “in between” of what you haven't seen, I also hope you'll walk away with the confidence of knowing that IT'S OKAY to pick up, walk away, leave things unfinished, and move on to what's next if that's what your journey requires to get to the next destination. We all have a different story to tell, this is her story.

Tanisha Bansal

Founder & Principal Designer

Prologue

02 03



Introduction to Tanisha Bansal

In starting to rewrite this book let us tell you that being a designer and running a firm are two very separate things and she has managed to ace it well till now. But, it's also important to understand where she started from. Hence, the story of a young girl from Chembur who evolved into a designer and a fine business woman.

For a little back story, as a young girl she always wanted to be independent. She didn't like listening to anyone tell her what she is supposed to do. Just did what she thought was right. To say the least, she was very stubborn. But in her defence as she says, "I believed that I was a good girl, good enough for Santa."



The Journey

She didn't come from a designer family, so she had to pave her path. When she started off, she was working and studying at the same time. She was handling a Residential project of 6500sqft plus, all alone before she had even studied for the Interior Designing Degree. She was 16, and confused. All she had was practical knowledge from interning a few shifts at construction sites. How she landed this project? She alone knows!

What she had was a lot, and I repeat A LOT of passion and hard work. She would work from 9am - 3pm and attend her Bachelors of Science, In Interiors from 3pm - 9pm. I don't think she has been complaining. Though she might have been at that time, more than a several times but it slowly did fall into place and the outcome was a beautiful, beautiful bungalow with a lot of new designs and memories. And, a brand new abode from scratch for a very happy client.

The Hayer Mansion - Residence
Kalyan - 6500 sq.ft





Second Step In The Career

Like everybody else in the business she was ambitious and had a desire to do some great work. But of course everything doesn't come easy, and getting more luxurious projects for a new comer in this industry was a very tough job. So she decided to take up whatever comes her way. Started from a 2BHK, studio flat or even a single bathroom and slowly after 3 years, what she had were around 20 small projects completed. Yes, the budgets were extremely limited and nobody around her was easy to handle. But, you had to start somewhere. After the end of 3 years there were so many small projects flowing in and Aesthetica was just setting to roll.



*"Growth isn't always about money or status.
Sometimes the best growth is within you,
the way you think, the way feel."*



Vaba Villa - Holiday Home
Lavasa - 3500 sq.ft.

Apollo Retailer Pvt. Ltd. - Residence
Mumbai - 3500 sq.ft.



MOVING HEAD

2018 had a lot of major changes. To put it very clichéd, her entire life changed for the better. She along with her team completed a pent house in Bandra, Mumbai of 3000 sqft in 4 months from scratch. And the magnificent Pent house was filled with the most exclusive materials and designs of the recent times.

It was such an accomplishment for the firm, the project gained utmost media attention and there was no stopping her after that day. After 2018 she happily started straddling between all kinds of interior projects. However, it was easy for her to not take high end projects and move back to her comfort zone which was the budgeted houses.



{ "When you have a safety net, then you do not need to take risks. It takes sheer guts." }

Press & Publication

INTERIORS/SPACES



A Tale of Magnificence

PRESENTING AN EXCLUSIVE CONVERSATION WITH MS.TANISHA BANSAL, ONE OF THE YOUNGEST AND MOST-LOVED INTERIOR DESIGNERS IN MUMBAI. SHE PROVIDES AN INSIDER'S VIEW ABOUT HER RECENT PROJECT OF A LUXURY PENT HOUSE IN KHAR WEST

BY: BHAVYA GAIND

Tell us about your journey as an interior designer? Is this something that you always wanted to do? I didn't always know what I wanted to do, but always knew the kind of woman I wanted to be. I started at a very young age not exactly knowing what I was getting into. When I was a 16 year old I started running my business, unknowingly.

Today leading my firm, I am treated with respect and given daily encouragement. Initially, I had only one person in my team. That time I remember she used to handle my accounts and be the site supervisor. We had one project of 5BHK and one salon project in hand. We both used to work day and night. Slowly, we started



growing and today we have 8 people working with us as a team. We have come in a long way and dream to grow much higher. I'm satisfied with being in a role model to people, that can make a small motivation in someone's life by sharing my story. I feel respected and valued for how hard I've worked to bring this firm.

Provide us with an insider's view into your recent project of luxury penthouse in Khar West? Give us a brief profile of the owners of the property?

The owner is the Chairman of the company Supreme Constructions Private Limited. Though he is a real estate developer and had all the sources, contractors, designers in-house, he chose to trust me and my team i.e. today's young generation. I got in touch with him through a CAS activity. A year back he was working on adapting and building 26 Villages in Uttar Pradesh. The project was called One Kondra. It was a great deal of humanity for which I was very glad to lend help and we provided all the designs for hospitals, schools, toilets etc for that project as a CAS activity - Free of Cost. Which really touched him and from there onwards our working relation and his trust in us grew stronger. Giving your house to someone to design is something you can do when you have primary trust and understanding with the designer.



INTERIORS/SPACES



What is the total area of the penthouse? How did you add the concept of 'luxury' to it?

The total area of the penthouse is around 3500 sqft Carpet Area. Each element speaks for itself as a luxury material. The kitchen is a fully modular intelligent kitchen of the International World Famous German Brand Hettich. We work with all these companies on a 5 year tie-up basis and fortunately have a very good working relationship. The company provided us with exact materials as per the plan, concept and design sketches.



There are four king size crystal chandeliers in the penthouse - which gives the look of a five-star hotel lobby as you enter. This is the most attention gazing of the house.

The Dining table has one of the most precious stones the mango onyx on the top. It's cut into small pieces by 2"x2" and laid. Every piece in the dining area showcases luxury.

What has been your source of inspiration for the interior designing of this penthouse?

Last summer I was travelling to Denmark and on a cruise late evening, wandering around, I stood by the boundary of the cruise looking at the dazzling stars in the sky. The sky looked so beautiful. It just looked so calm, peaceful and also graceful and at the same time. That was the exact time I knew that this was an inspiration. It was as if the stars were trying to dazzle, sparkle and speak for its own. I loved the sheen they had in them and would never forget it. I always wanted to use the sparkle of the stars and I thought the best way to use them would be by these Chandeliers. These beautiful pieces you can see here are just inspired by those stars that night.

The unique sofa was the boundary and the arc of the cruise above, which the pleasant sky was dangling I feel in this business everything inspires me.

AMBIENCE
the new standard
PRESENTS

HT City 30 UNDER 30

Tanisha Bansal

INTERIORS

Urban Melangel Magazine
Issue Interior Designer



GB Entrepreneur Awards 2019

Youngest Entrepreneur Award



Media Event - Apollo Retailer Residence Launch 2018

Elle Decor Issue



Tanisha Bansal is an interior designer with a real eye for design and her style is a blend of timeless sophistication with a modern and contemporary edge. With her love for designing, combined with the spirit of entrepreneurialism she took the opportunity to explore new routes to this market by launching her own brand Tanisha Bansal - Signature Interiors! With a BSc in Interior Designing she's born with well trained eye for quality, craftsmanship, furnishings and textiles and continues to be recognized for her crisp, timeless style and designs that remain fresh. Since then till date she has completed 100 odd projects, right from high end villas, out houses, lavish pent houses to a small budget house.

+91 22 25170183 / +91 9004200809

sales@tanishabansal.com

tanishabansal.com

TanishaBansalOfficial

interiorsbytanishabansal

TanishaBansal_

Mid Day Newspaper

The Christmas Decor



Have a DIY Christmas

Quick, easy-to-make and budget-friendly ways in which you can utilise space and recycle stuff to get your home looking festive



Paper cup wreath

- Take 20 paper cups and stick them side-by-side to form a circle.
- Use a red belt or cloth to make a bow and stick it on the paper cups.
- Tie a string on the cup where the bow is stuck.

COST: ₹50

Wrapping paper tree

- Take 10 sheets of festive wrapping paper — in greens, red and whites. Ones with words printed on them also work.
- Roll them all such that they are the entire diameter.
- Arrange and cut them such that they form a conical shape.
- Use double-sided tape to stick them on the wall, as you stack them up in order.
- Leave some space at the bottom so you can use a piece of brown cardboard as the trunk of the tree.
- Now pin your decorations to the wrapping paper.

COST ₹100-200



Paper cup tree

- Buy about 50 paper cups. Though you get coloured ones, you could also paint them green and leave them to dry overnight. If you're painting them, also add a coat of green glitter on them.
- Stack them up on a big thali, starting with 10 for the base, and keep reducing one as you go higher. Use Fevikiwik to stick them in place.
- Tie a string around the stack. You can also wrap a string of yellow fairy lights around the pile of paper cups.
- Hang the festive decorations on these strings.
- For the stand, use another thali and use anything cylindrical, thick and with a diameter of one inch, to prop up the tree.
- You can then also decorate the base by adding more paper cups.
- Turn it into a hanging tree, by putting a string through the topmost cup.

COST ₹500


Inputs by Tanisha Bansal, founder, Interiors by Tanisha Bansal

Karishma Kuenzang

Pankaj Kalani - Residence
Mumbai - 3000 sq.ft.

*" Always stay connected to whatever
brings out the best in you."*





*" I have always had a no-nonsense
air about me throughout the projects."*

Aesthetica Head Office
Mumbai - 4500 sq.ft.

*{ " I have had good days and bad days like
most people, and continue to do so.
But, I have always been true to God and
myself and that's how I keep living!" }*





Time To Setout

She had decided that she wanted to build a system for her firm which gives all the people working under her the courage and the confidence to work and gain the trusts of her clients. She wanted to make sure no matter the number of projects they have, they will be giving each client the attention and the love the project deserves. She built a team with interior designers, execution managers, architects, site supervisors and the list goes on.. all under one roof so she could keep a tab of it all. She build this company from scratch, every little piece she had of it was her own and she wasn't willing on letting anything go away to the wrong hands.

From now on, if she was going to be one of a kind company in the interior design market, she was going to be the shiniest and the most damn unique one around. She had no idea if she could pull off that kind of attitude or not, but she was sure as hell going to try!







Physioworld - Dental clinic
Mumbai



Jasvinder Abrol - Residence
Mumbai





*“She had decided she didn't need
to do anything unless it happened
to be the right thing.”*







The Way Ahead

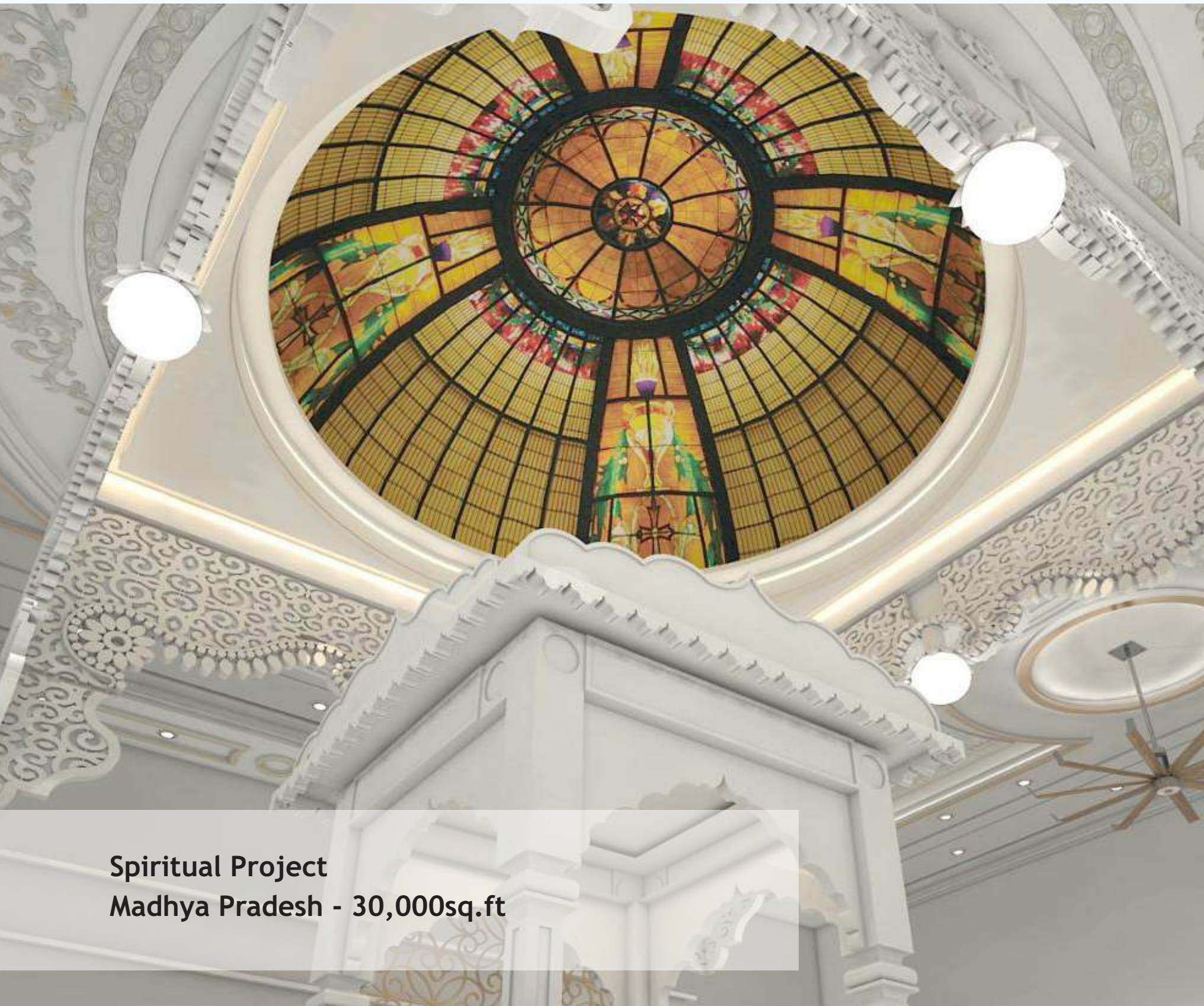
Graduating and getting out on your own is a difficult step to make. Going to the next step of your life is a difficult step to make. But all the difficult steps are worth it. The choices that you make when you get out of high school believe it or not are crucial & life altering. Similarly, it's time she wants to take the next step in her journey.

Talking to her last evening, she told us “Next will be Tanisha Bansal getting Global Designs to India. I have always wanted to keep my base in India, but we need to evolve and learn from each other.” She quoted.

Tanisha Bansal Designs, will soon have an international designer in tie up with her brand to aim on higher projects along with their vision for designs.

Insiya Wellness Pvt.Ltd. - Salon
Mumbai - 3000 sq.ft





Spiritual Project
Madhya Pradesh - 30,000sq.ft



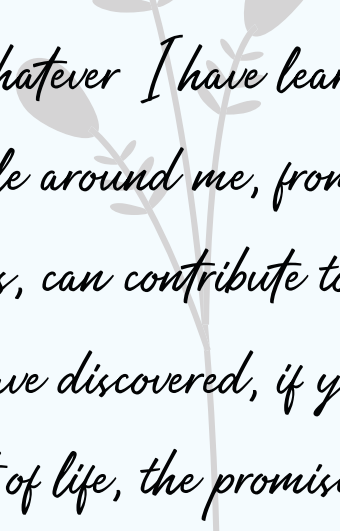


To conclude the journey till date...

These 7+ years have taught her SO much. This company has seen everything about her and probably knows her better than she knows herself. Aesthetica has seen her fall, get up, ace it in front of people x3 times her age, its seen her cry and even wanting to give up but never left her side. She has always said it and still continues to do so... “Aesthetica troubles me the most and loves me even more.”

She has made mistakes throughout this journey. Everybody does. But what she has done right is she has gracefully accepted her folly and apologized. Heading her independent brand today, having completed around 80+ projects till date ranging from a low budget studio flat to a high end elegantly designed luxury Villa. She very proudly stands with her head held high and a lot of gratitude.

For now this is it. This has been her story. I am sure she will be continuing to do some amazing work ahead with a lot of dreams of taking this firm to one of the most loved and wanted interior design firm for everyone wanting to make their spaces with love and passion and a lot of good vibes... See you on the other side with Tanisha Bansal hopefully creating your space with her love and vision!



*{ I hope that whatever I have learned along the way,
from the people around me, from my efforts and
my own mistakes, can contribute to your journey too.
Because as I have discovered, if you're willing to be
a student of life, the promises are infinite. }*



+91 90042 00809

sales@tanishabansal.com

www.tanishabansal.com

Interiors by Tanisha Bansal,
907, 9th Floor, Signature Business Park,
Postal Colony Road,
Chembur East, Mumbai - 400071, INDIA.